



INFLUENCE WITH INTEGRITY

Parramatta Poll

20-21 April 2022

Contents

1	Methodology	2
2	Voting Intentions	3
2.1	Vote Intention	4
2.2	Lean of Unsure or Another Minor Party Voters	6
3	Important Issues	7
3.3	Vote Determining Issues	8
4	LGBTQ+ Rights	11
4.4	Impact of Political Candidate Views on Vote	12
4.5	Rights of Transgender People	15
4.6	Rights of Transgender People in Schools	18
5	Extended Demographics	20
5.7	LGBTIQ Identification	21
5.8	Vote Status	23

1. Methodology

Data Collection

This study was conducted via touch-tone response automated phone survey conducted 20-21 April 2022. Surveys are conducted between 17:30 - 20:20 weekdays and 10:00 - 17:30 Saturdays at the local time of respondents so as to not over-sample nonworkers and stay-at-homes.

The study was conducted among a sample of n=821 people aged 18 years and over from a population of 103,186. Telephone numbers were licensed from a commercial provider and include both landline and mobile phone numbers. In this survey 58.6% of respondents were reached via mobile phone.

Weighting

Following the completion of the surveys, the data was cell-weighted by gender and age to reflect local population proportions. The effective sample size following weighting is 428 meaning the effective margin of error is +/-4.7%.

For further information or clarification about the methodology of this survey contact:

Kos Samaras

+61407047898
samarask@redbridgegroup.com.au

Respondent Geography



Map tiles by Stamen Design (stamen.com) under creativecommons.org CC BY 3.0. Data © OpenStreetMap.org contributors under opendatacommons.org ODbL

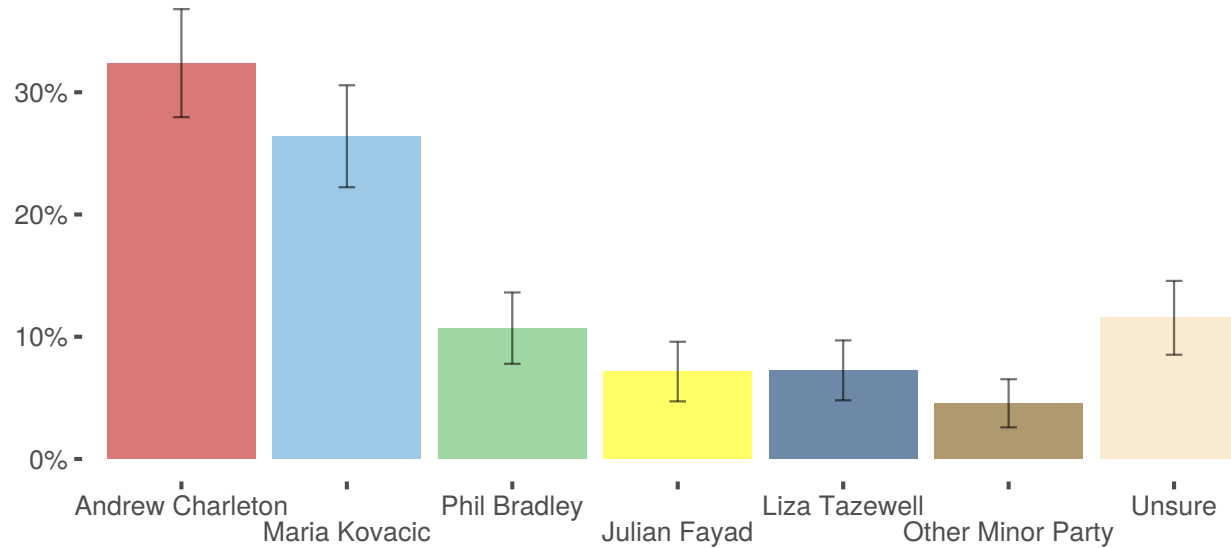
2. Voting Intentions



INFLUENCE WITH INTEGRITY

2.1 Vote Intention

If a Federal election was held today, which of the following would receive your first preference vote?



	Andrew Charleton From The Labor Party	Maria Kovacic From The Liberals	Phil Bradley From The Greens	Julian Fayad From United Australia Party	Liza Tazewell From Liberal Democrats	A Candidate From Another Minor Party	Unsure
All Respondents	32.4%	26.4%	10.7%	7.2%	7.3%	4.6%	11.5%
Redistributed	37%	30%	12%	8%	8%	5%	
Gender							
Female	30%	27%	11%	8%	6%	4%	13%
Male	34%	26%	10%	7%	8%	5%	10%
Age							
18 - 39	29%	21%	15%	9%	6%	4%	15%
40 - 59	36%	27%	7%	7%	9%	5%	9%
60 +	32%	35%	8%	4%	8%	5%	9%

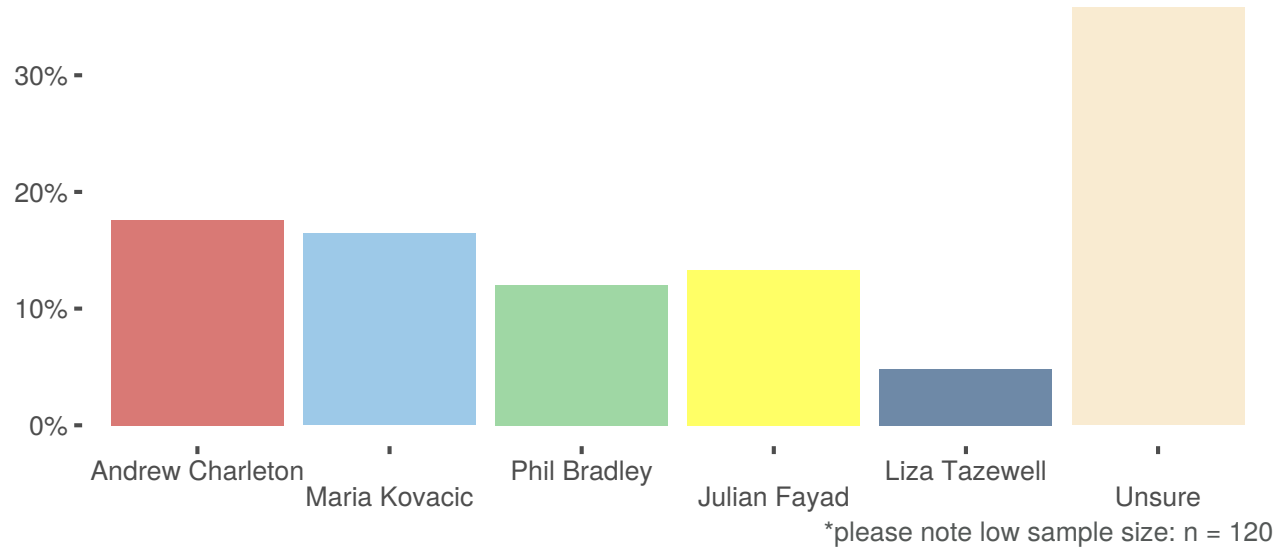
Vote Intention - Details

If a Federal election was held today, which of the following would receive your first preference vote?

	Andrew Charleton From The Labor Party	Maria Kovacic From The Liberals	Phil Bradley From The Greens	Julian Fayad From United Australia Party	Liza Tazewell From Liberal Democrats	A Candidate From Another Minor Party	Unsure
All Respondents	32.4%	26.4%	10.7%	7.2%	7.3%	4.6%	11.5%
Redistributed	37%	30%	12%	8%	8%	5%	
Education							
Less than Year 12	13%	37%		30%	6%	3%	11%
High School	31%	30%	13%	2%	7%		17%
TAFE Or Vocational Training	31%	36%	7%	5%	8%	10%	4%
University Degree	36%	24%	11%	6%	7%	6%	10%
Income							
Less than \$50,000	34%	24%	8%	7%	9%	8%	10%
Up to \$80,000	32%	21%	14%	3%	5%	6%	20%
Up to \$120,000	20%	47%	14%	5%	5%	2%	7%
More than \$120,000	41%	28%	7%	7%	7%	4%	6%
LGBTIQ Identification							
Yes	53%	26%	10%				10%
No	31%	31%	11%	5%	7%	6%	9%
Unsure	38%	16%		15%	9%	5%	16%
Vote Determining Issues							
Migration And Refugee Issues	49%	11%	14%	2%	8%	6%	9%
LGBTIQ+ Equality	7%		16%	28%			49%
Healthcare And Aged Care	36%	28%	13%	4%	8%	1%	10%
National Security And Defence	13%	53%	1%	5%	13%	11%	3%
Transgender Participation In Womens Sports		47%	16%	37%			
Economy	19%	42%	9%	7%	6%	6%	11%
Cost Of Living	34%	26%	4%	10%	6%	6%	14%
Education	32%	16%	7%		12%	12%	21%
Climate Change	45%	13%	27%	2%	3%		10%

2.2 Lean of Unsure or Another Minor Party Voters

If you had to choose, to which of the following do you have even a slight leaning?



	Andrew Charleton From The Labor Party	Maria Kovacic From The Liberals	Phil Bradley From The Greens	Julian Fayad From United Australia Party	Liza Tazewell From Liberal Democrats	Unsure
All Respondents	17.6%	16.4%	12.0%	13.3%	4.8%	35.8%
Redistributed	27%	26%	19%	21%	8%	

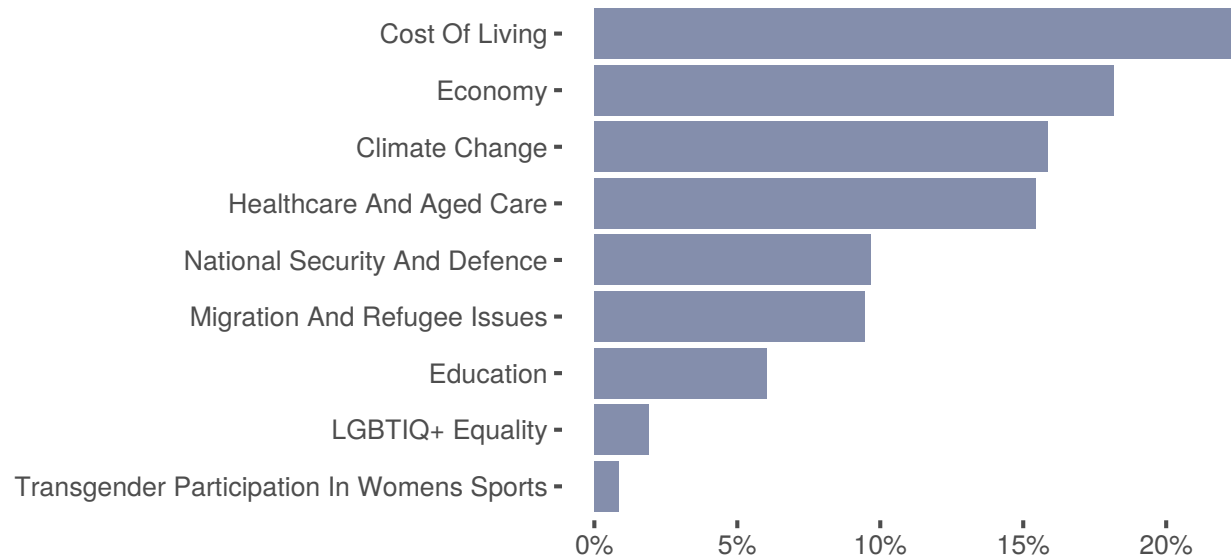
3. Important Issues



INFLUENCE WITH INTEGRITY

3.3 Vote Determining Issues

Which of the following issues is most important to you when deciding how to vote in the upcoming federal election?



	Cost Of Living	The Economy	Climate Change	Healthcare And Aged Care	National Security And Defence	Migration And Refugee Issues	Education	LGBTIQ+ Equality	Transgender Participation In Womens Sports
All Respondents	22.6%	18.2%	15.9%	15.4%	9.7%	9.5%	6.0%	1.9%	0.8%
Gender									
Female	25%	15%	18%	19%	7%	7%	6%	3%	1%
Male	20%	21%	14%	12%	12%	12%	7%	1%	1%
Age									
18 - 39	29%	19%	13%	9%	5%	13%	8%	3%	1%
40 - 59	23%	21%	18%	15%	8%	8%	5%	2%	1%
60 +	12%	14%	18%	26%	20%	6%	4%		1%

Vote Determining Issues - Details

Which of the following issues is most important to you when deciding how to vote in the upcoming federal election?

	Cost Of Living	The Economy	Climate Change	Healthcare And Aged Care	National Security And Defence	Migration And Refugee Issues	Education	LGBTIQ+ Equality	Transgender Participation In Womens Sports
All Respondents	22.6%	18.2%	15.9%	15.4%	9.7%	9.5%	6.0%	1.9%	0.8%
Education									
Less than Year 12	31%	5%	19%	8%	31%	6%			
High School	36%	14%	13%	19%	9%	2%	6%		1%
TAFE Or Vocational Training	22%	13%	14%	22%	16%	6%	7%		1%
University Degree	22%	21%	22%	11%	8%	9%	8%	0%	
Income									
Less than \$50,000	26%	13%	13%	24%	13%	7%	4%		
Up to \$80,000	27%	12%	21%	13%	8%	11%	7%		1%
Up to \$120,000	23%	15%	22%	15%	12%	2%	10%		
More than \$120,000	21%	31%	18%	2%	9%	6%	7%	4%	1%
Vote Intention									
Andrew Charleton	24%	11%	23%	17%	4%	15%	6%	0%	
Maria Kovacic	22%	28%	7%	16%	19%	4%	3%		1%
Phil Bradley	8%	14%	38%	18%	1%	12%	4%	3%	1%
Julian Fayad	39%	21%	5%	10%	8%	3%		9%	5%
Liza Tazewell	20%	16%	8%	18%	18%	10%	10%		
Other Minor Party	28%	22%		2%	21%	12%	14%		
Unsure	26%	18%	14%	14%	3%	7%	11%	8%	
LGBTIQ Identification									
Unsure	58%	1%	4%	22%	5%	6%	4%		
Yes	17%	17%	37%	2%		13%	13%		
No	22%	19%	18%	15%	13%	6%	7%	0%	1%

Vote Determining Issues - Details continued

Which of the following issues is most important to you when deciding how to vote in the upcoming federal election?

	Cost Of Living	The Economy	Climate Change	Healthcare And Aged Care	National Security And Defence	Migration And Refugee Issues	Education	LGBTIQ+ Equality	Transgender Participation In Womens Sports
All Respondents	22.6%	18.2%	15.9%	15.4%	9.7%	9.5%	6.0%	1.9%	0.8%
Rights of Transgender People in Schools									
Unsure	24%	18%	7%	16%	22%	8%	5%		1%
Strongly Disagree	21%	19%	21%	13%	15%	2%	7%		2%
Disagree	31%	30%	9%	9%	13%	5%	4%		
Agree	21%	23%	10%	14%	12%	9%	6%	4%	1%
Strongly Agree	24%	15%	23%	14%	5%	12%	6%	1%	

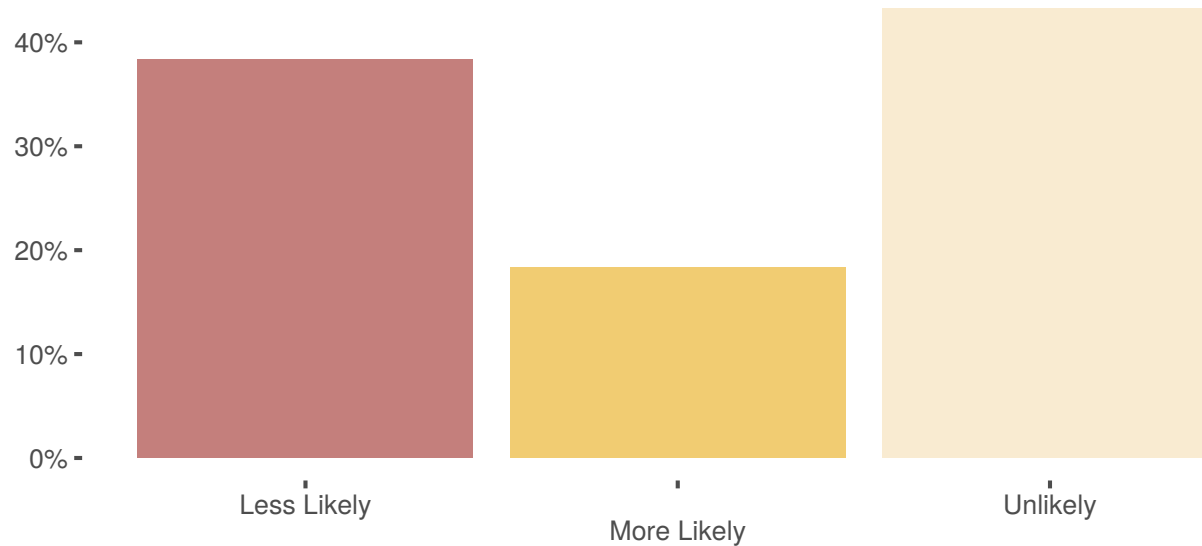
4. LGBTQ+ Rights



INFLUENCE WITH INTEGRITY

4.4 Impact of Political Candidate Views on Vote

Would you be more or less likely to vote for a candidate who expressed views critical of gay, lesbian, bisexual and transgender Australians?



	Less Likely	More Likely	Unlikely To Change My Vote
All Respondents	38.4%	18.3%	43.3%
Gender			
Female	38%	18%	44%
Male	38%	19%	43%
Age			
18 - 39	39%	24%	37%
40 - 59	41%	15%	43%
60 +	33%	16%	51%

Impact of Political Candidate Views on Vote - Details

Would you be more or less likely to vote for a candidate who expressed views critical of gay, lesbian, bisexual and transgender Australians?

	Less Likely	More Likely	Unlikely To Change My Vote
All Respondents	38.4%	18.3%	43.3%
Education			
Less than Year 12	46%	2%	52%
High School	21%	32%	46%
TAFE Or Vocational Training	41%	13%	46%
University Degree	46%	15%	39%
Income			
Less than \$50,000	29%	24%	47%
Up to \$80,000	48%	8%	44%
Up to \$120,000	44%	14%	42%
More than \$120,000	47%	15%	37%
Vote Intention			
Andrew Charleton	44%	18%	38%
Maria Kovacic	31%	13%	56%
Phil Bradley	63%	18%	20%
Julian Fayad	26%	14%	60%
Liza Tazewell	40%	29%	31%
Other Minor Party	33%	33%	34%
Unsure	28%	24%	48%
LGBTIQ Identification			
Yes	47%	45%	7%
No	42%	17%	42%
Unsure	25%	2%	73%

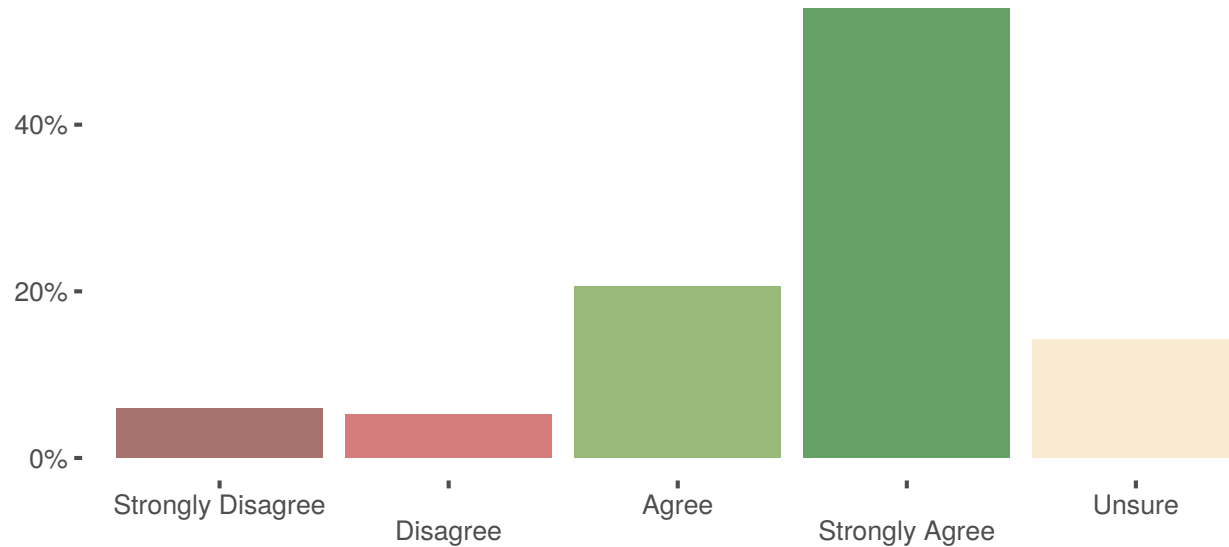
Impact of Political Candidate Views on Vote - Details continued

Would you be more or less likely to vote for a candidate who expressed views critical of gay, lesbian, bisexual and transgender Australians?

	Less Likely	More Likely	Unlikely To Change My Vote
All Respondents	38.4%	18.3%	43.3%
Rights of Transgender People in Schools			
Strongly Disagree	31%	19%	50%
Disagree	21%	10%	70%
Agree	27%	23%	50%
Strongly Agree	49%	22%	29%
Unsure	32%	8%	61%

4.5 Rights of Transgender People

To what extent do you agree that trans people deserve the same rights and protections as other Australians?



	Strongly Disagree	Disagree	Agree	Strongly Agree	Unsure
All Respondents	5.9%	5.2%	20.6%	54.0%	14.3%
Redistributed	7%	6%	24%	63%	
Gender					
Female	5%	5%	17%	62%	12%
Male	7%	6%	24%	47%	16%
Age					
18 - 39	6%	3%	12%	65%	14%
40 - 59	6%	6%	23%	51%	13%
60 +	5%	6%	28%	44%	16%

Rights of Transgender People - Details

To what extent do you agree that trans people deserve the same rights and protections as other Australians?

	Strongly Disagree	Disagree	Agree	Strongly Agree	Unsure
All Respondents	5.9%	5.2%	20.6%	54.0%	14.3%
Redistributed	7%	6%	24%	63%	
Education					
Less than Year 12	20%	5%	5%	51%	19%
High School	3%	2%	20%	54%	21%
TAFE Or Vocational Training	6%	10%	27%	45%	12%
University Degree	5%	4%	20%	59%	12%
Income					
Less than \$50,000	6%	2%	26%	50%	16%
Up to \$80,000	3%	8%	19%	57%	13%
Up to \$120,000	3%	6%	28%	49%	14%
More than \$120,000	10%	6%	12%	61%	11%
Vote Intention					
Andrew Charleton	1%	2%	20%	68%	9%
Maria Kovacic	5%	10%	28%	37%	20%
Phil Bradley	5%		13%	76%	7%
Julian Fayad	29%	6%	7%	29%	29%
Liza Tazewell	22%	6%	15%	39%	18%
Other Minor Party	4%	10%	28%	47%	11%
Unsure		4%	17%	64%	15%
LGBTIQ Identification					
Yes	5%			95%	
No	5%	6%	22%	52%	14%
Unsure	8%		22%	52%	18%

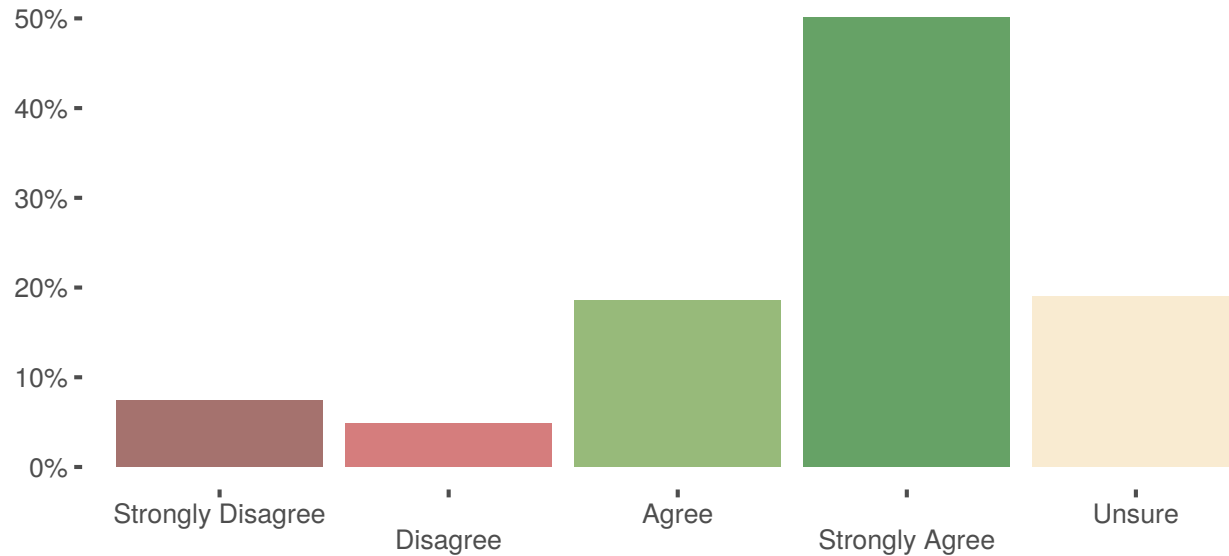
Rights of Transgender People - Details continued

To what extent do you agree that trans people deserve the same rights and protections as other Australians?

	Strongly Disagree	Disagree	Agree	Strongly Agree	Unsure
All Respondents	5.9%	5.2%	20.6%	54.0%	14.3%
Redistributed	7%	6%	24%	63%	
Rights of Transgender People in Schools					
Strongly Disagree	19%	10%	14%	49%	9%
Disagree	6%	24%	29%	27%	13%
Agree	7%	3%	44%	31%	14%
Strongly Agree	2%	1%	11%	77%	9%
Unsure	4%	9%	29%	30%	28%

4.6 Rights of Transgender People in Schools

To what extent do you agree that religious schools should not be able to fire someone or expel a student for being transgender.



	Strongly Disagree	Disagree	Agree	Strongly Agree	Unsure
All Respondents	7.4%	4.9%	18.5%	50.1%	19.0%
Redistributed	9%	6%	23%	62%	
Gender					
Female	3%	5%	17%	58%	17%
Male	11%	5%	20%	43%	21%
Age					
18 - 39	5%	1%	18%	59%	17%
40 - 59	10%	7%	20%	44%	19%
60 +	6%	8%	17%	46%	22%

Rights of Transgender People in Schools - Details

To what extent do you agree that religious schools should not be able to fire someone or expel a student for being transgender.

	Strongly Disagree	Disagree	Agree	Strongly Agree	Unsure
All Respondents	7.4%	4.9%	18.5%	50.1%	19.0%
Redistributed	9%	6%	23%	62%	
Education					
Less than Year 12	5%	5%	5%	54%	31%
High School	8%	8%	16%	51%	17%
TAFE Or Vocational Training	12%	3%	13%	34%	38%
University Degree	8%	5%	21%	53%	13%
Income					
Less than \$50,000	6%	7%	16%	48%	23%
Up to \$80,000	9%	1%	23%	46%	21%
Up to \$120,000	12%	8%	10%	45%	25%
More than \$120,000	10%	3%	22%	53%	13%
Vote Intention					
Andrew Charleton	6%	4%	14%	62%	15%
Maria Kovacic	11%	6%	20%	36%	26%
Phil Bradley	4%	3%	6%	78%	9%
Julian Fayad	7%	2%	18%	48%	25%
Liza Tazewell	2%	3%	23%	43%	28%
Other Minor Party	16%		39%	13%	32%
Unsure	4%	11%	30%	44%	11%
LGBTIQ Identification					
Yes	13%		15%	72%	
No	9%	5%	16%	47%	22%
Unsure	4%	6%	25%	37%	29%

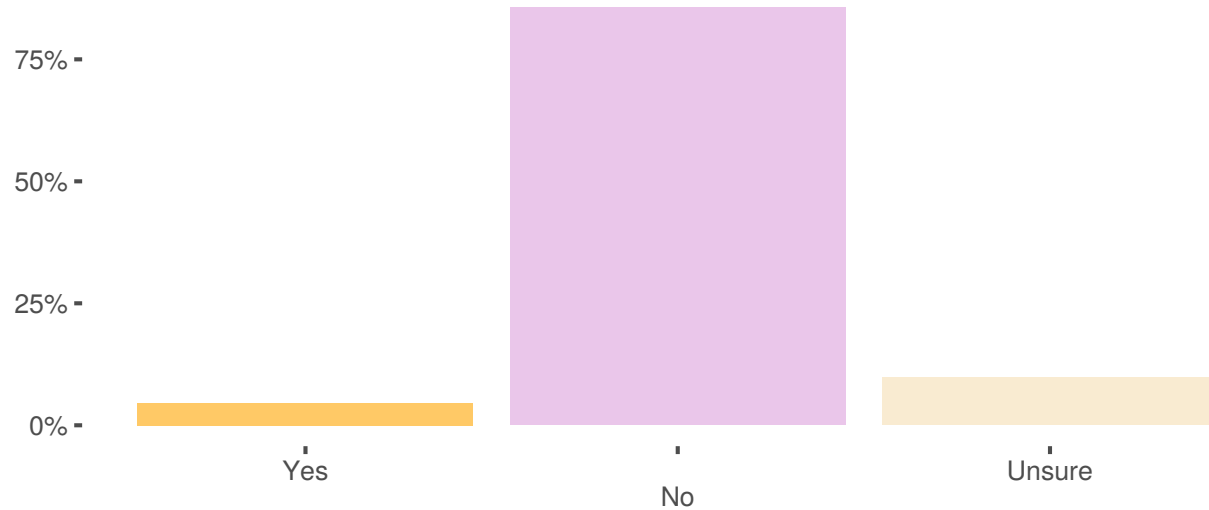
5. Extended Demographics



INFLUENCE WITH INTEGRITY

5.7 LGBTIQ Identification

Are you a member of the LGBTIQ community?



*please note low sample size: n = 366

	Yes	No	Unsure
All Respondents	4.6%	85.6%	9.8%
Redistributed	5%	95%	
Gender			
Female	6%	84%	10%
Male	3%	87%	10%
Age			
18 - 39	6%	78%	16%
40 - 59	5%	89%	6%
60 +	4%	88%	8%

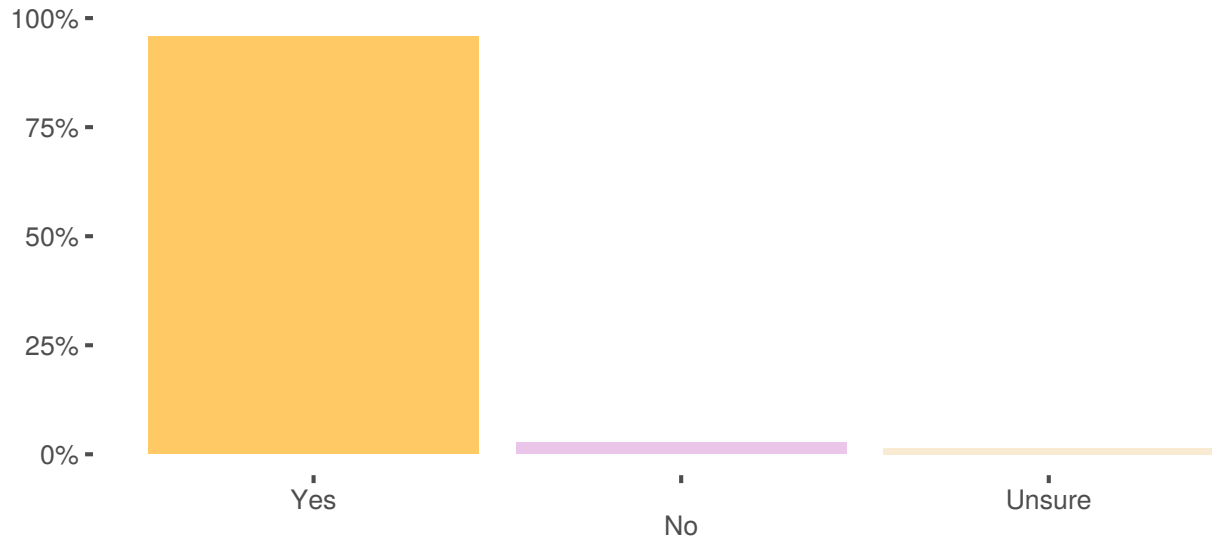
LGBTIQ Identification - Details

Are you a member of the LGBTIQ community?

	Yes	No	Unsure
All Respondents	4.6%	85.6%	9.8%
Redistributed	5%	95%	
Education			
Less than Year 12	6%	68%	26%
High School	12%	73%	15%
TAFE Or Vocational Training		92%	8%
University Degree	4%	89%	7%
Income			
Less than \$50,000	5%	78%	16%
Up to \$80,000		88%	12%
Up to \$120,000	4%	93%	3%
More than \$120,000	9%	88%	2%
Vote Intention			
Andrew Charleton	8%	81%	12%
Maria Kovacic	4%	90%	5%
Phil Bradley	5%	95%	
Julian Fayad		76%	24%
Liza Tazewell		88%	12%
Other Minor Party		91%	9%
Unsure	5%	79%	16%
Rights of Transgender People in Schools			
Strongly Disagree	6%	90%	4%
Disagree		89%	11%
Agree	4%	82%	14%
Strongly Agree	7%	85%	8%
Unsure		87%	13%

5.8 Vote Status

Are you an Australian citizen or eligible to vote in Australian elections?



*please note low sample size: n = 395

	Yes	No	Unsure
All Respondents	95.8%	2.7%	1.5%
Redistributed	97%	3%	
Vote Intention			
Andrew Charleton	97%	3%	
Maria Kovacic	99%	1%	
Phil Bradley	95%	5%	
Julian Fayad	100%		
Liza Tazewell	100%		
Other Minor Party	80%	6%	14%
Unsure	86%	7%	7%